



# —○ AMELIA FEENEY ○—

PRODUCTION DESIGNER


## CONTACT

 07873825219

 ameliafeenedesign



ameliafeenedesign@gmail.com

 ameliafeenedesign.com

## PROFILE

Making energetic, engaging and vibrant productions that come to life on stage is what I enjoy doing.

Designing and Directing really interest me. I have always loved to know what goes on behind the scenes and during the making of pieces I watch.

Technical drawings and digital renderings also really interest me, figuring out how to make something in 3D is very enjoyable to me.

I take a lot of inspirations for my designs from music, film, clothing patterns and people I meet.

## SKILLS

- SET DESIGN
- COSTUME DESIGN
- MODEL MAKING
- AUTO-CAD 2D-3D
- PHOTOSHOP
- RESEARCH
- COSTUME MAKER

## EXPERIENCE

### Platonov

4-6 March 2025

I was the set and costume designer for Platonov by Anton Chekhov.

Directed by Ian Wooldridge.

Performed by BA Acting '25 and produced by BA Theatre Practice '25.

During this process I designed the set and made a model box depicting the designs. I created costume renderings which I then sourced costumes for and helped fit them during fittings. I also helped stage management by prop sourcing, painting the floor and making the drapes of the set out of re-used materials.

### Epsom Downs

June 2024

I was assistant designer to Nicolai Hart-Hansen.

Directed by Tam Williams.

During this process I helped in the pre-production process by model making, technical drawing, prop making and sourcing and set dressing.

During fit up and tech I was in the space making notes for the designer and answering questions the stage management team had while the designer wasn't in the room.

### TT Electronics

July – September 2024

I worked as a Summer Intern which allowed me to work across a multitude of Jobs for the company from Picking and Packing in the Warehouse to Sorting and Scanning files for the office.

The main body of work I did while an Intern was create ground plans for the whole building. This included measuring out each room and creating 2D plans on AutoCAD, which I then translated into 3D renderings which has been use by the company when buying new furniture. I also made a lot of the furniture they already had which has been used when they have rearranged rooms.

## EDUCATION

### RCSSD

2022 - CURRENT

BA Design for Performance

### Cirencester College

2020 - 2022

A-Levels

Media - B

Fine Art - C

English literature - D

